

WASTE-GENICS™ PP100



Natural Biological Treatment for Manure & Animal Waste



ELIMINATE WASTE & UNPLEASANT ODORS



IMPROVE POULTRY HEALTH



REDUCE COST OF PRODUCTION

OVERVIEW

WASTE-GENICS™ is designed to breakdown the sources of odors, toxic gases, environmental stress, and pathogenic bacteria. Studies show that proactive reduction of animal waste and odors can have a significant positive effect on your animal's health.

With its specially-designed broad enzyme profile, **WASTE-GENICS™** can be used in all areas of manure and urine accumulation, whether in lagoons or in bedding.

INGREDIENTS

SPORE COUNT:
minimum of 1B CFU/g

- Bacillus subtilis
- Bacillus licheniformis
- Bacillus amyloliquefaciens
- Bacillus pumilus
- Bacillus megaterium
- Salt (carrier)



PP100

US-made. Globally distributed.

METHOD OF ACTION

Waste-Genics uses a complex blend of facultative anaerobic bacteria to naturally breakdown the organic matter present in your animal's excreta. These beneficial bacteria are prolific producers of a wide range of enzymes. These enzymes are specifically designed to target particles commonly found in animal waste - containing carbon, nitrogen, and phosphates - and break them down into harmless elements.

This decomposition process takes away a source of environmental irritation for your animals (which causes stress), as well as a source of pathogenic bacteria. Feeding on the same nutrient sources as these pathogens, the Waste-Genics beneficial bacteria eliminate these food sources, making it harder for these pathogens to survive. The beneficial bacteria also do release bacteriocins, natural anti-microbial compounds which protect your animals against pathogens.

Anaerobic bacteria are the most frequent cause of foul odors from animal waste. Our Waste-Genics bacteria reproduce much quicker than anaerobic bacteria, and in a short period of time, they will push the anaerobic bacteria out of the area, reducing the odor.

DOSING INSTRUCTIONS

For topical odor treatment

For each m³ of manure, mix 1/8 scoop (25 grams) with 1 Gallon of water. Spray solution evenly across manure. Allow to sit for 24 hours. Repeat 1-2 times per week as needed, based on manure production and odor.

For solid manure degradation

For each m³ of manure, mix 1/4 scoop (50 grams) with 1 Gallon of water. Spray solution evenly across manure. Allow to sit for 24 hours. Repeat 1-2 times per week as needed, based on manure production and odor.

For liquid waste lagoon

For each m³ of waste, apply 50 grams of powder directly to the lagoon. Ensure powder is sufficiently dissolved in lagoon water, or else add additional water. Repeat 1-2 times per week as needed, based on manure production and odor.

STORAGE INSTRUCTIONS

Store at 50-100°F (10-38°C) in a cool, dry location.

FREQUENTLY ASKED QUESTIONS

1. Can this product be used in lagoons?

Yes, Waste-Genics can be used directly in your animal's habitat, or can be applied to existing waste lagoons. See our directions for dosing both environments.

2. Does Waste-Genics need to be mixed to use?






The beneficial bacteria in Waste-Genics operate best in a moist environment. As a result, we do recommend either mixing the bacteria with water and applying with a sprayer, or applying directly to an existing lagoon.

RECOMMENDED SPECIES

Chickens (broilers, hens), turkeys, ducks, geese, livestock, swine

Waste-Genics is safe and effective for us with any type of animal species.

TECHNICAL DATA

-  Avoid breathing dust / fumes / gas / mist / vapors / spray.
-  Contaminated work clothing should not be allowed out of workplace.
-  Wear protective gloves and eye protection. If eyes or skin are contacted, rinse thoroughly. Repeated or prolonged skin contact may cause allergic reactions with susceptible persons. If symptoms persist, call a physician.
-  Sealed and stored properly.
-  Shelf Life: **24 months from production date**